

COVID-19 Update & Vaccine

4/7/2021



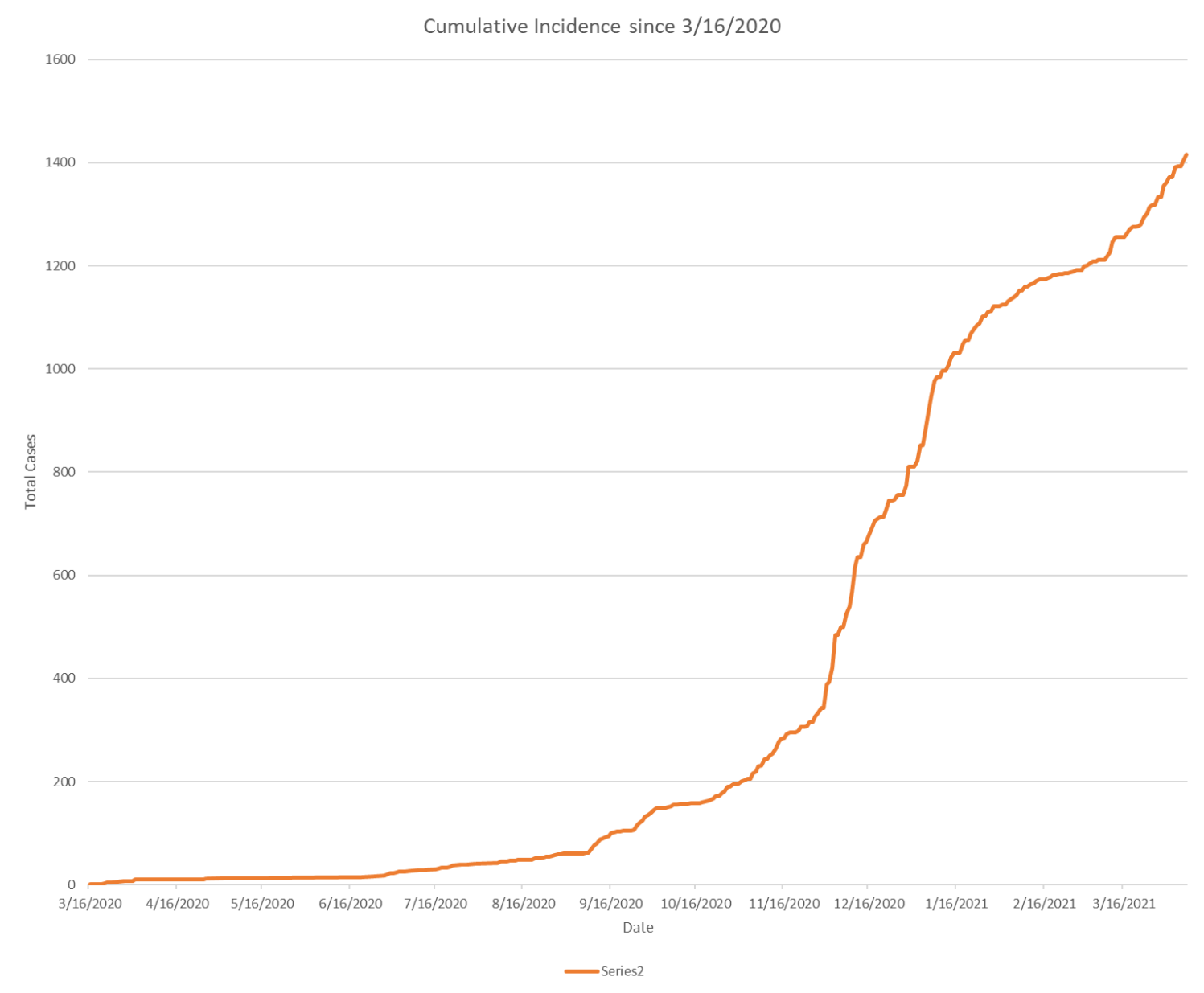
Testing

of Total PCR tests to date (4/7) = 29,942

Total positive = 1,415

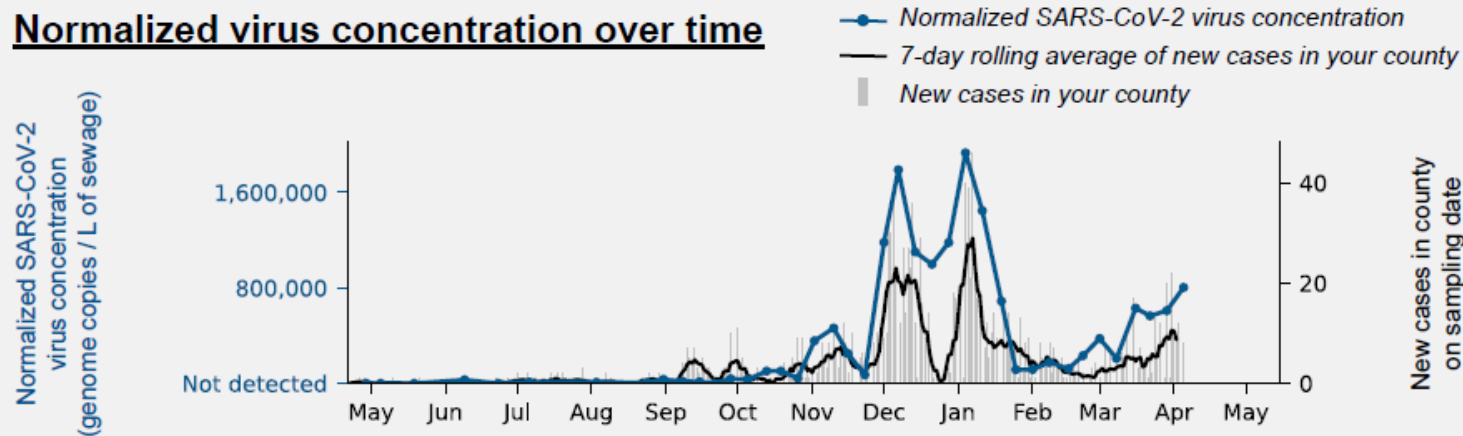
7-Day positivity: 8.7%

Metrics



Metrics (Sewage)

Normalized virus concentration over time



Population Estimate: 24,727 people

Formula: $\frac{1,360,000\text{gal/day}}{24,727\text{ people}}$
55gal/day/person

Biobot COVID19 incidence estimate*

** using Biobot's current analysis model v2.0, which reflects active R&D and will change over time with developing research*

20 new cases / day
(0.11% incidence rate)

Using a reported flow rate of 1.36 MGD

For more information, read the whitepaper:
<https://doi.org/10.1101/2020.06.15.20117747>

This incidence estimate represents the projected average of **confirmed new clinical cases (per day)** that will be reported in your community 7 days from the sampling date. This estimate reflects active R&D.


This number is derived from Biobot's latest proprietary case model, leveraging thousands of samples analyzed for Covid-19. For context, USA Facts reports **8 new cases** on this sampling date and an average of **8.7 cases** per day for the past 7 days in **Nantucket County, MA**.

Visit our website for more details behind the process:
<https://www.biobot.io/case-estimates>
<https://www.biobot.io/updated-model>

Vaccine Plan

Sign up for an appointment at
covidvaccine.massgeneralbrigham.org

We are Here



The graphic features a circular illustration of three people wearing face masks. Below the illustration, the text 'PHASE TWO' is written in large blue letters, followed by 'In order of priority' in smaller yellow text. A list of four priority groups is shown in a white box with a blue border. A red arrow points to the third item in the list. At the bottom, the text 'February - April' is displayed in white on a blue background.

PHASE TWO
In order of priority

- Individuals 75+
- Individuals 65+, Individuals with 2+ comorbidities (those that are at increased risk for severe illness)
- Early education and K-12 workers, transit, grocery, utility, food and agriculture, sanitation, public works and public health workers
- Individuals with one comorbidity

February - April

Nantucket COVID-19 Vaccine Tracker

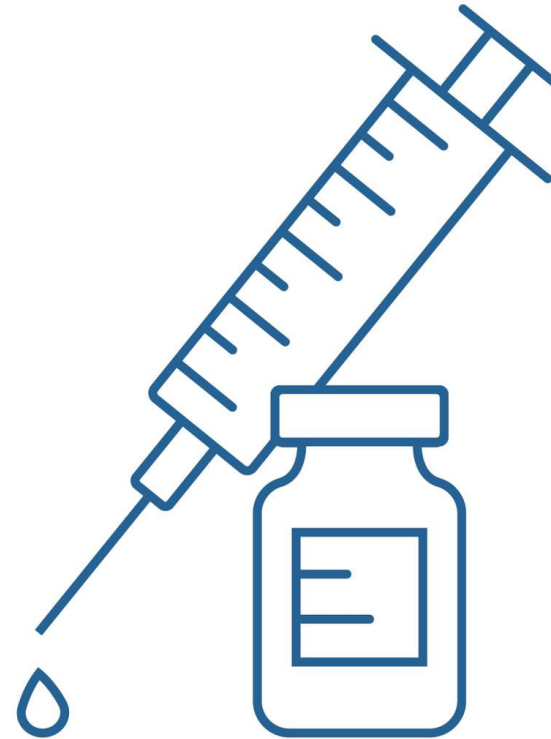
Monday, April 5, 2021

First dose
vaccinations

5,256

Second dose
vaccinations

2,753



NANTUCKET
COTTAGE HOSPITAL
MASSACHUSETTS GENERAL HOSPITAL AFFILIATE



*Numbers are updated weekly,
and include Phase 1 and Phase 2
vaccinations*

