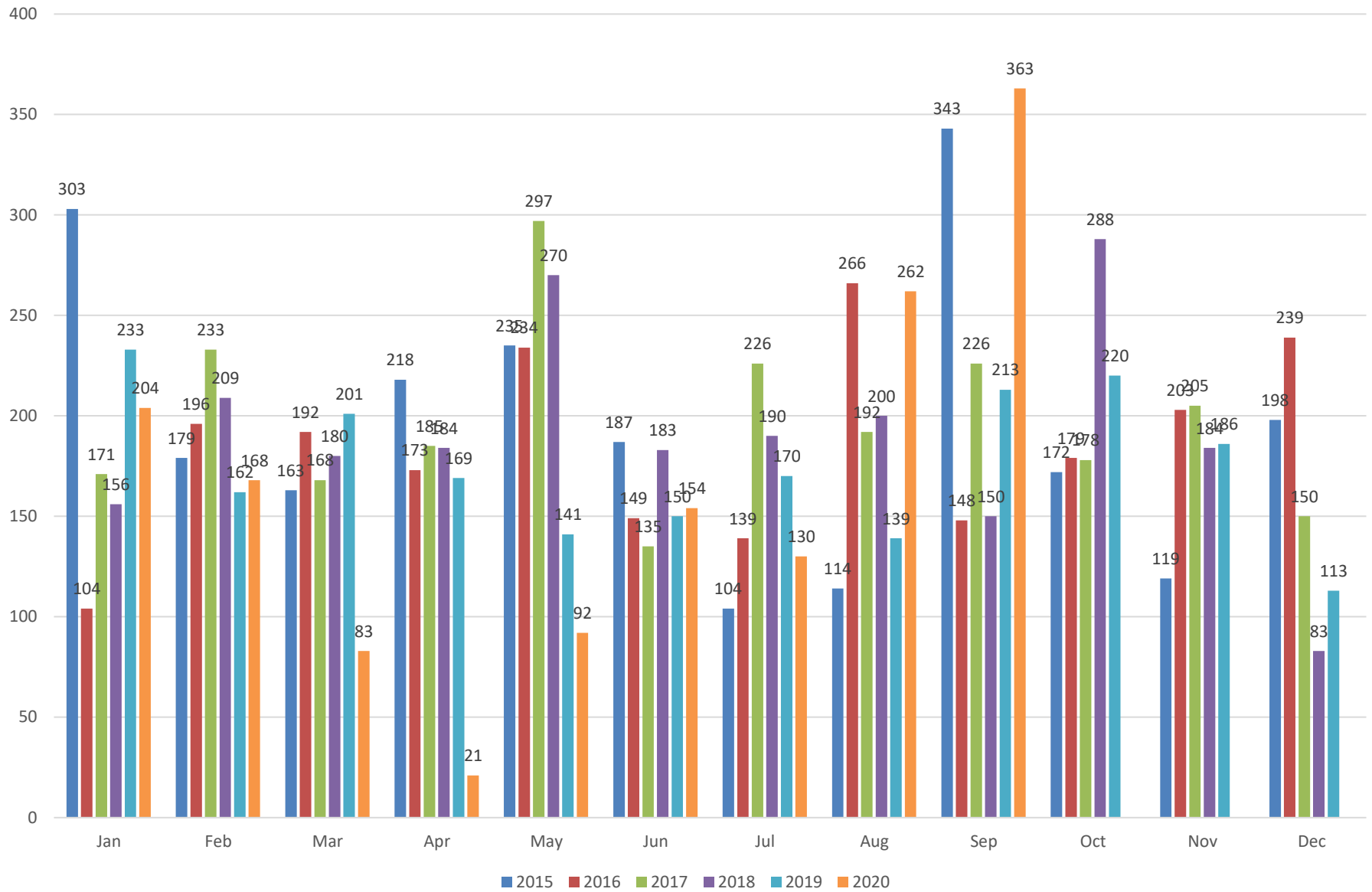
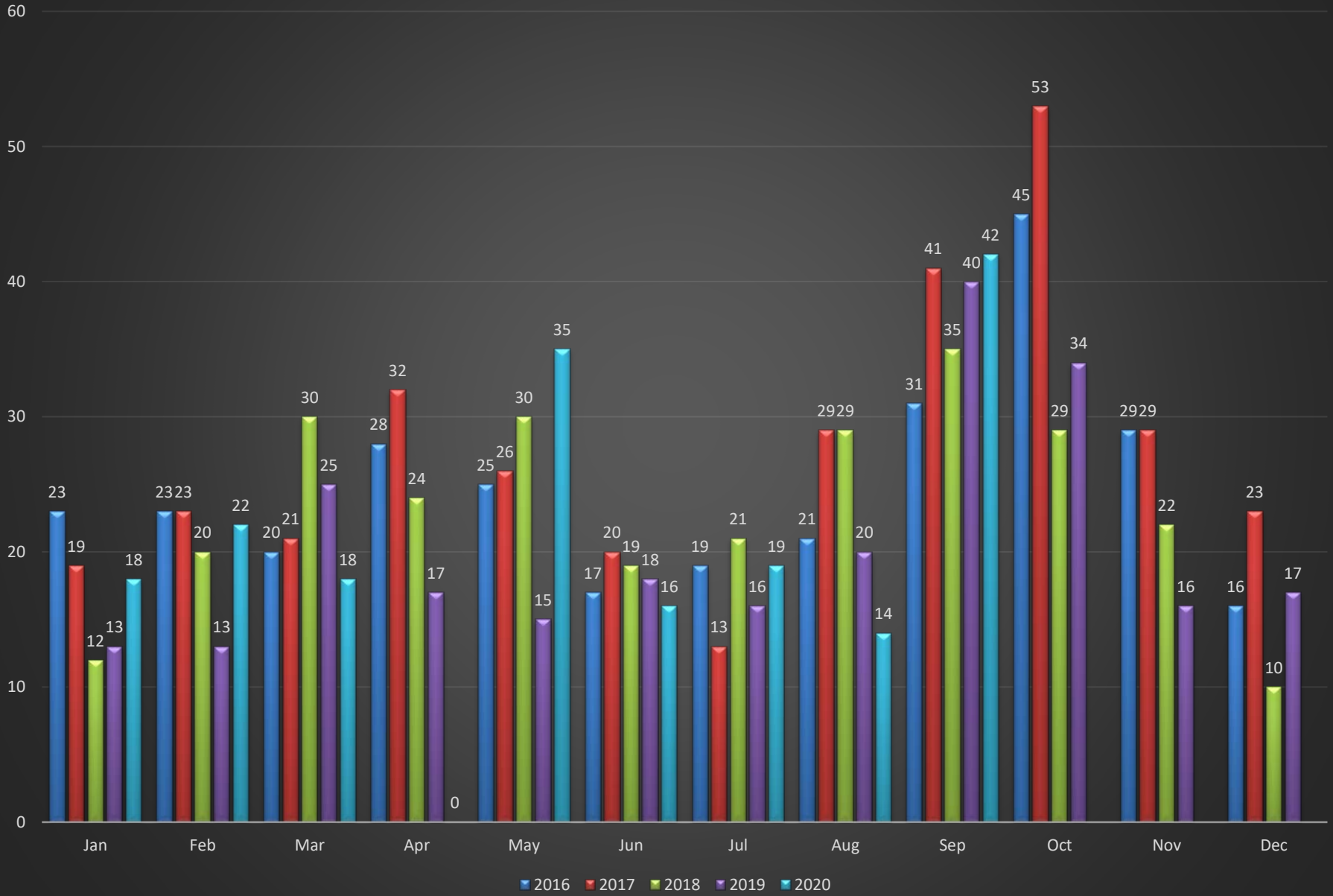


New Business submissions 2015-2020 YTD

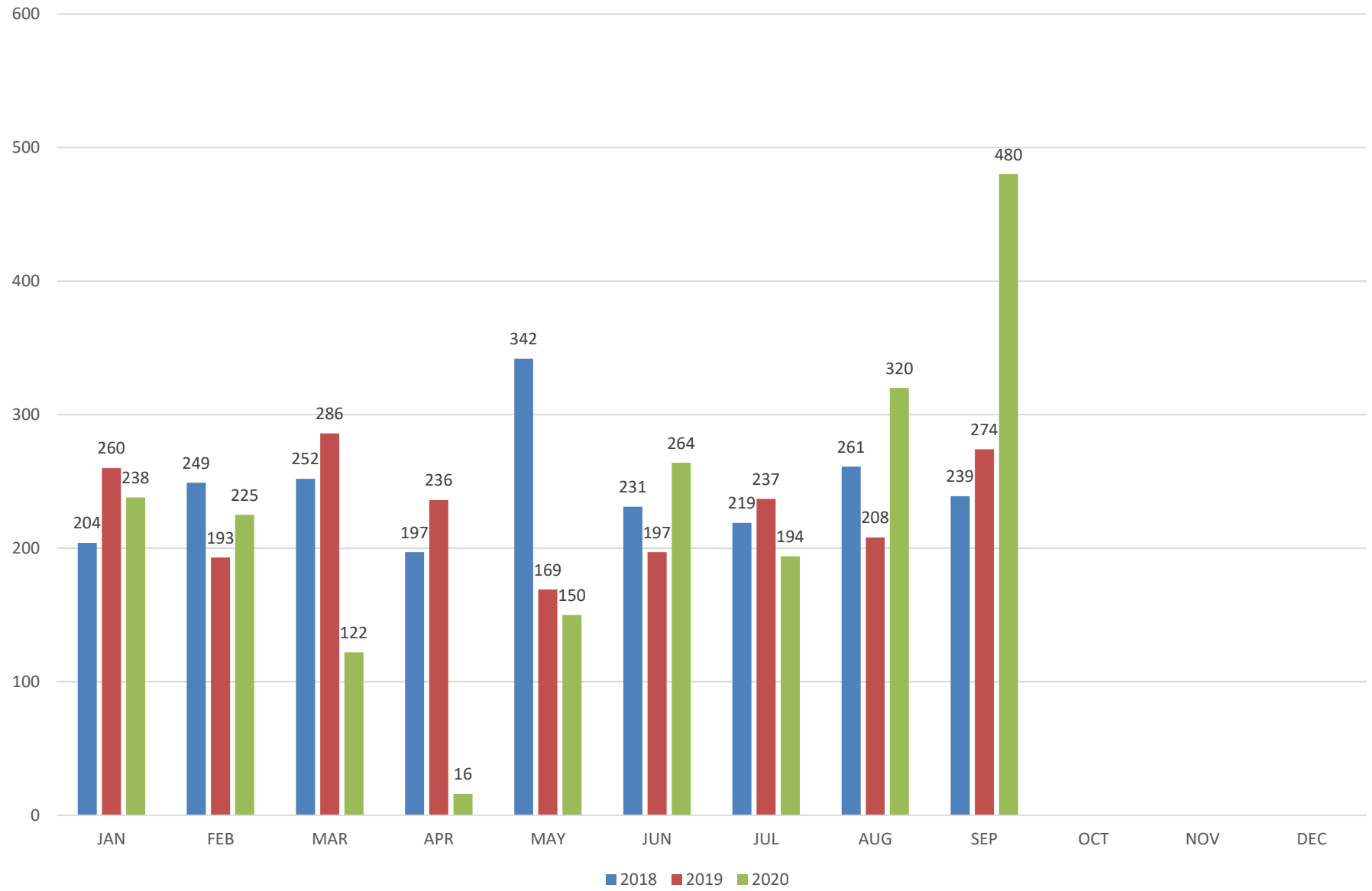


LIKE-KIND 2016-2020 YTD

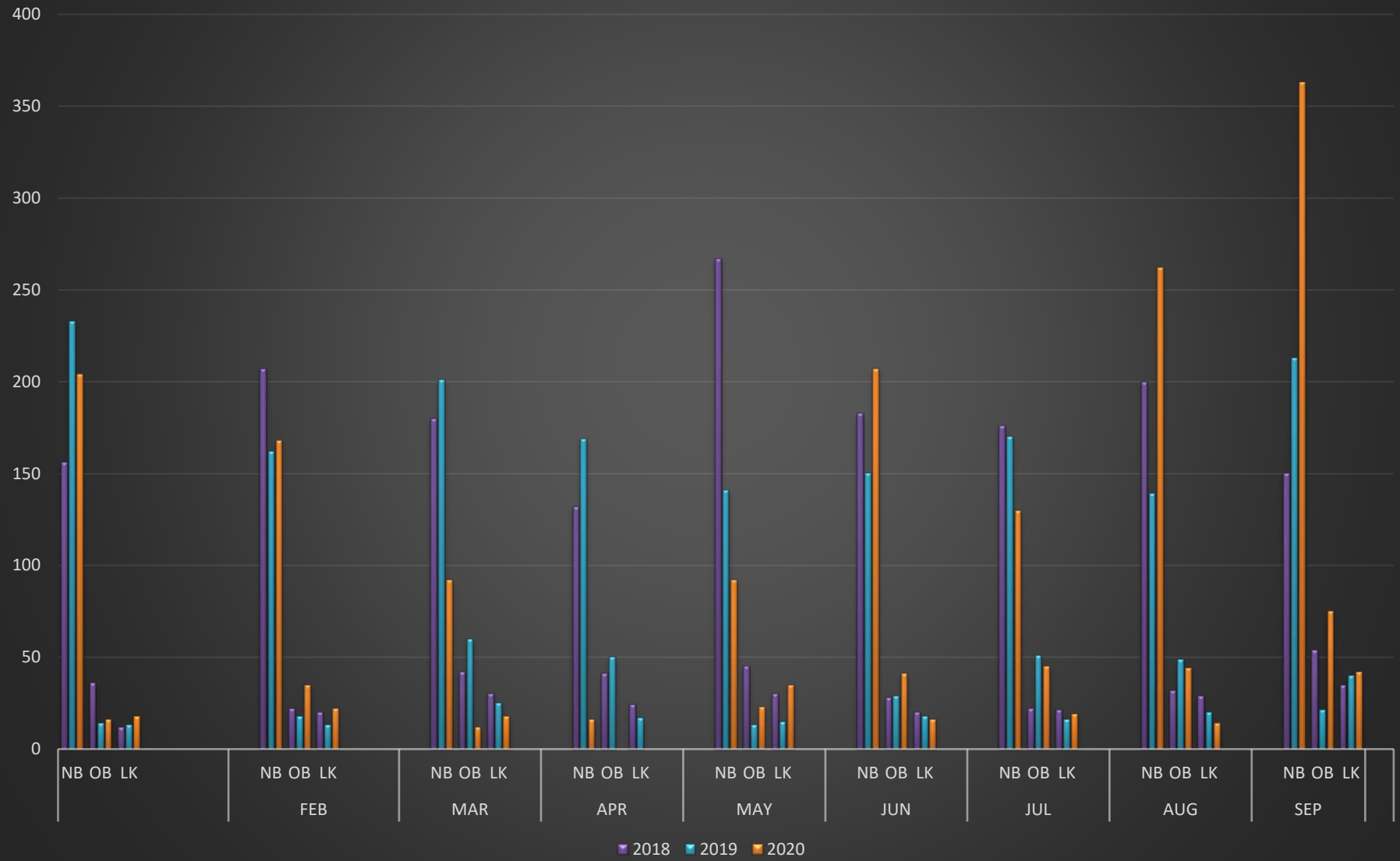


	2016	2017	2018	2019	2020- YTD
New Dwellings	131	127	115	123	48
Revisions	380	568	425	466	220
Additions	108	110	121	117	85
Garage	58	67	55	71	25
2nd Dwellings	45	45	39	24	18
Tertiary Dwelling	2	3	1	2	1
Multi-family Dwelling	1	7	26	7	0
Mixed Use Bldg	9	5	10	8	2
Commercial	27	21	7	9	11
Cabana/pergola	49	57	47	35	21
Shed	100	98	110	104	61
Renovations/Historical	15	10	13	19	4
Solar Panels	27	25	31	39	61
Hardscaping (combo)	100	104	54	51	53
Pool/Spa	113	98	168	109	76
Deck/Patio	75	56	60	55	33
Color Change	66	58	67	47	14
fence/gate	58	52	78	78	34
Driveway	30	19	32	31	24
Steps/Stairs	16	13	19	9	7
Outdoor Shower	24	13	21	17	8
Demo/Move Off	99	159	101	76	62
Move On	29	39	26	16	13
Roof change	62	80	110	75	52
RE-SITE STRUCTURE	27	36	43	25	14
as-built	25	19	18	10	9
Other	109	94	113	98	81
chimney	20	12	8	15	3
doors/windows	138	107	165	132	59
A/C Units	18	10	21	28	15
Signs	72	87	125	81	43
Renew COA's	2	3	13	3	10
Historical Determination	0	0	9	2	1
Motion to Deny	0	0	3	0	2
	2035	2202	2251	1980	1170

HDC SUBMISSIONS- Combined New Business, Old Business, Like-Kind Submissions 2018-2020 YTD



Monthly New Business Old Business and Like Kind submissions= 2018-2020 YTD



HDC COA'S ISSUED 2016-2020 YTD

